



NBC PUBLIC WORKS LAYDOWN REQUEST – ADMIN ROUTE SHEET

Originator Name / Phone Number: <i>(Originator must be Navy/gov rep)</i>	Date request submitted for review (MM/DD/YYYY):
Subject: <i>(include location & short description)</i>	DATE RANGE LAYDOWN TO BE ACTIVE:
Action Required: PWO's Signature	NOTE: Form must be submitted 30 days prior to commencement of staging & laydown activities.

Instructions: Originator sends to Shawndra (shawndra.l.wilhelm.civ@us.navy.mil) to prepare forms and begin routing process. Signatures must occur in order (top to bottom). Once you sign, please send *directly to the person following you* for review, with CC only to Shawndra.
 ***** Include on page 4 (or add as an additional page) an aerial map/photo indicating the desired laydown location. *****

Routing Control:			
To:	Signature:	Action:	Remarks:
ORIGINATOR Bill Personius		SELECT:	
FMS			Check here to confirm that tenants are aware & in support
Other(s):			
AM			
EV			
FMD			
APWO			
DPWO			
PWO			
PWO Admin		Save file and notify Originator	

NBC Public Works Office Laydown Request

Please include all details - the who/what/where/when/why/how of the request.

SUBJECT: *One-line description of the request. Include project/effort name, project # if available, and location/bldg.*

BLUF: *Bottom Line Up Front - Why the laydown is necessary*

NEPA NUMBER:

BACKGROUND: *Provide reasoning for request & location. Any concurrence received? Any conflict?*

DISCUSSION: *Include job/project info, Service Request and/or Work Order #s, laydown materials/sizing, command function, etc.*

RECOMMENDATION:

REQUIRED ACTION:

- Return to Shawndra Wilhelm for processing – shawndra.l.wilhelm.civ@us.navy.mil – (619) 572-1379
- Obtain PWO approval & signature on the Laydown Request

POINTS OF CONTACT: *(name, phone number, email)*

Primary:
(Navy/gov rep)

Secondary:
(Navy/gov or KTR)

NAVAL BASE CORONADO TEMPORARY LAYDOWN PLACARD¹

Container / Item Description ² :
Laydown Location:
Subcontractor Name/Company:
Subcontractor Phone:
Prime Contractor Name/Company:
Prime Contractor Phone:

Command:	UIC:
Command Point-Of-Contact Name:	
Command Point-Of-Contact Phone:	
Command Point-Of-Contact e-Mail:	
Command Requestor Name:	
Command Requestor Signature:	

Dates Valid (DD-MMM-YYYY)	
Start	
Expires	

Naval Base Coronado ³		
Approved:		Notes:
Disapproved:		
Signature:		

NOTE 1: Placard must be placed in a clear protective sleeve, directly on the front/door of the container to which it applies. Accompanying schematic must be printed on the reverse side for any inspection. Requesting Command is solely responsible for ensuring placards remain secured and visible on the applicable container/item. See NBCINST 11000.7.

NOTE 2: Requests may cover multiple like containers/items. However each container/item must be serialized when placed, with the total count provided in the description, e.g. "37 ISU-90's" with "1 of 37" added when placed on the container. Changes must be resubmitted.

NOTE 3: NBC Commanding Officer has delegated approval as follows:

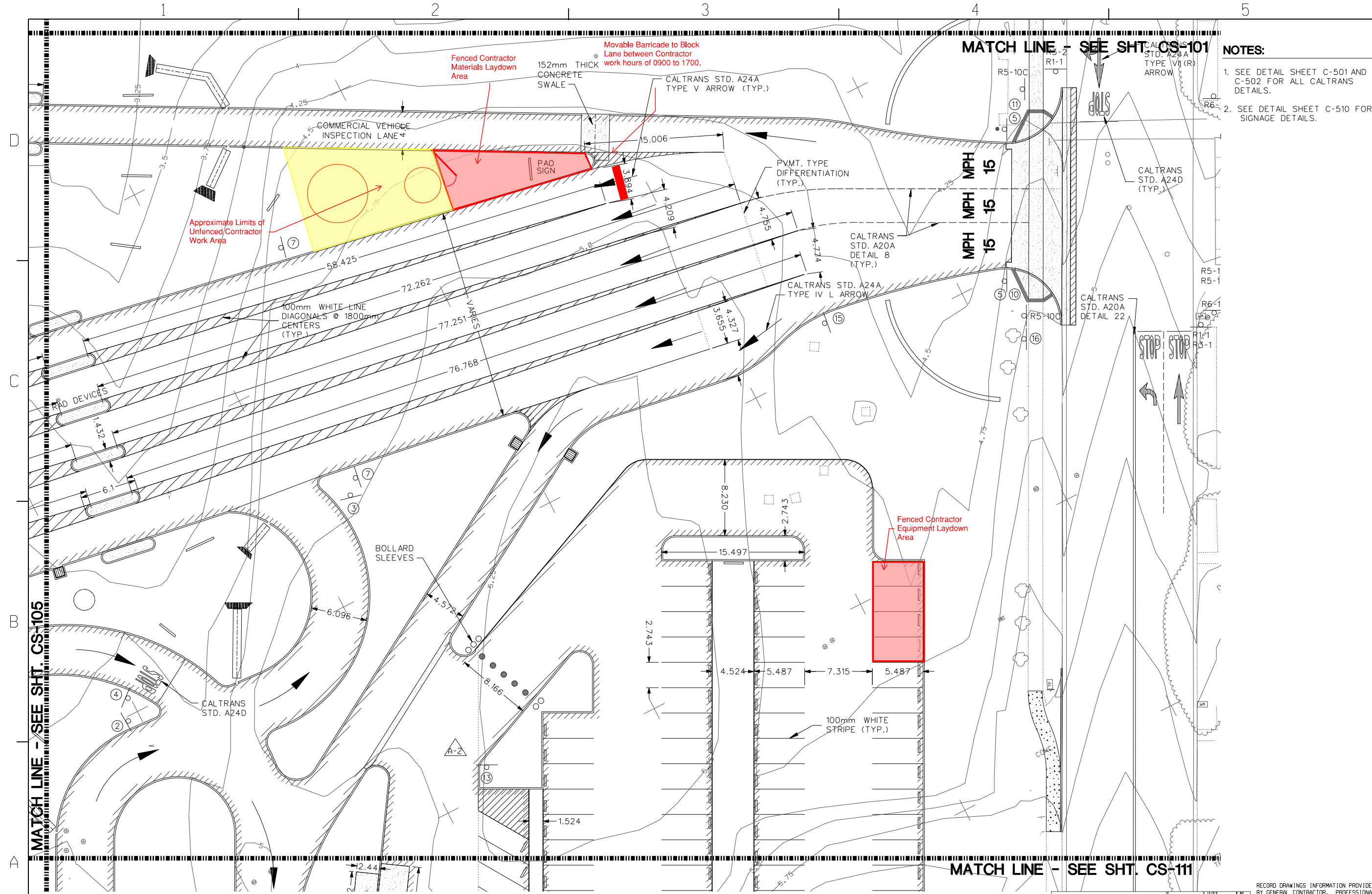
Applicable Area:	Duration:	Delegated To:
Non-Construction Regardless of Location	365-days and Less	NBC Public Works Officer
All Construction Regardless of Location	730-days and Less	NBC Public Works Officer

NOTE 4: OPNAVINST 11010.33C limits duration of temporary structures to 3-years without an approved waiver from CNIC. Temporary structures include wood frame and rigid wall construction, Southeast Asia (SEA) Huts, Southwest Asia (SWA) Huts, hardback tents, ISO and CONEX containers, redeployable pre-engineered buildings, trailers, stress tensioned shelters, Expandable Shelter Containers (ESC) and Aircraft Hangars (ACH). All temporary laydown requests with an enduring requirement shall include the permanent solution in the justification.

NAVAL BASE CORONADO TEMPORARY LAYDOWN PLACARD (Reverse)¹

*Provide aerial map/figure indicating desired laydown location and size. Label bldg #s and cross-streets where necessary/helpful.
Map should be on this page, or as an additional page of same document (not submitted as a separate document).*





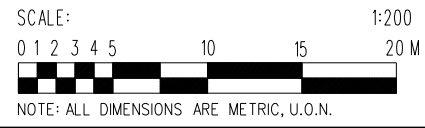
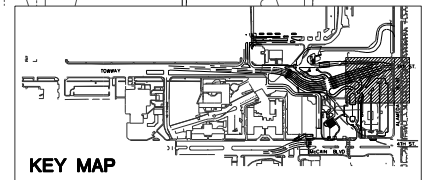
MATCH LINE - SEE SHT. CS-101

MPH 15
MPH 15

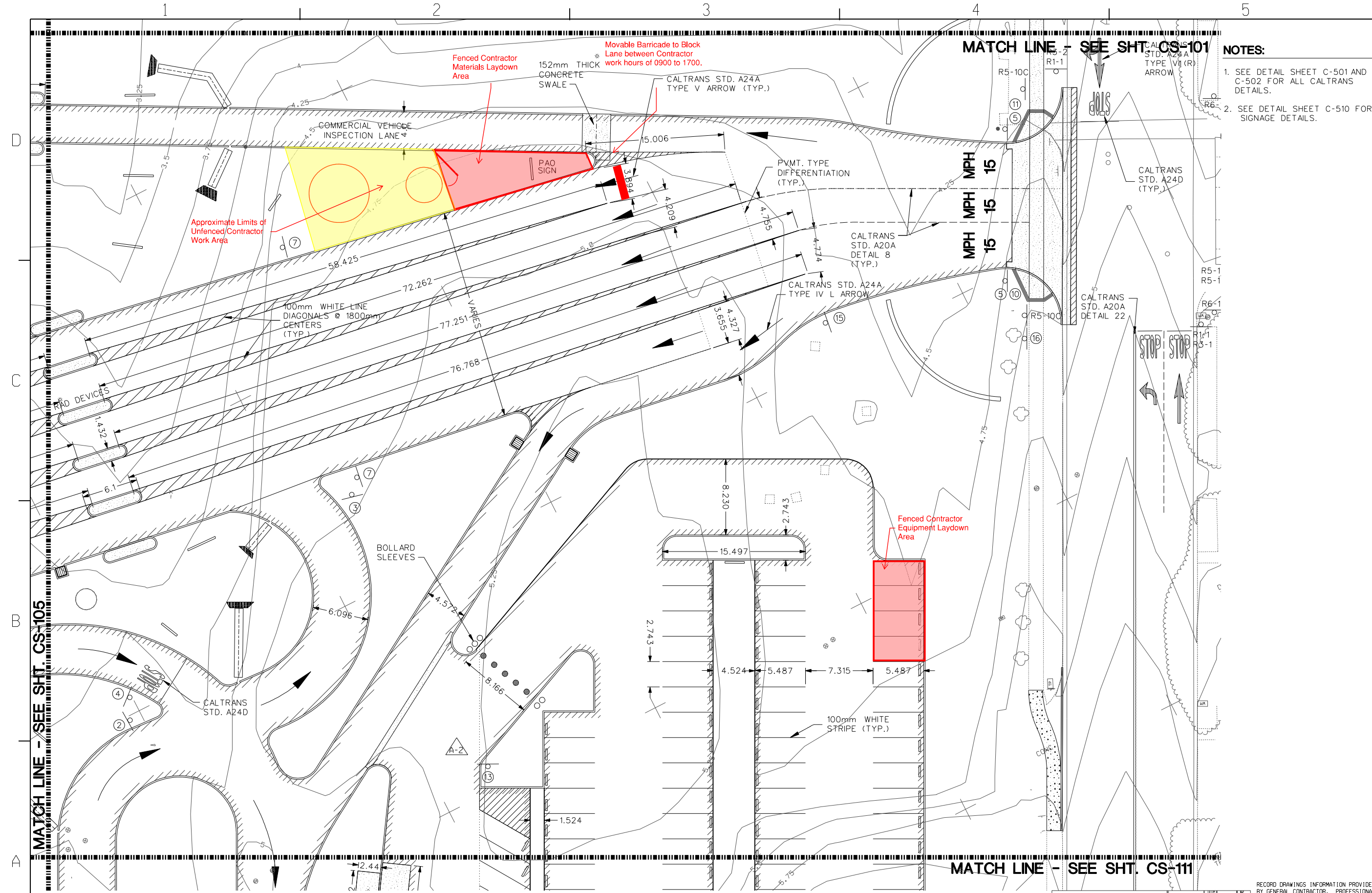
- NOTES:**
- SEE DETAIL SHEET C-501 AND C-502 FOR ALL CALTRANS DETAILS.
 - SEE DETAIL SHEET C-510 FOR SIGNAGE DETAILS.

MATCH LINE - SEE SHT. CS-111

7-FR.#	DATE	APPR.
AS-BUILT CONDITIONS SHOWN	DATE	DESCRIPTION
<p>R. A. Burch Construction Co., Inc. P.O. Box 1590 Ramona, CA 92066</p>		
<p>WILDMAN & MORRIS ARCHITECTS - ENGINEERS 801 MERRISON ST. SUITE 540 SAN FRANCISCO, CA 94105</p>		
<p>REGISTERED PROFESSIONAL ENGINEER STATE OF CALIFORNIA 7/1/08 EXP. 3-31-09</p>		
SUBMITTED BY		
ACTIVITY - SATISFACTORY TO		
DATE APPROVED		
FOR EFD FOR COMMANDER NAVFAC		
DATE		
AVE	EFD	
DESIGN		
DRAWN		
REVIEW		
QC		
CHECK ARCH/ENR		
PROJECT MANAGER		
FIRE PROTECTION		
BRANCH MANAGER		
DESIGN DIRECTOR		
<p>NAVAL FACILITIES ENGINEERING COMMAND CORONADO, CALIFORNIA</p>		
<p>DEPARTMENT OF THE NAVY SAN DIEGO NAVS NORTH ISLAND NAFAC SOUTHWEST</p>		
<p>P759 BASE MAIN GATE AND ENTRANCE NAVAL AIR STATION, NORTH ISLAND</p>		
<p>STRIPING AND SIGNAGE PLAN</p>		
CODE ID. NO.	DATE	SIZE
SCALE:	EFD NO.	
STA. PROJ. NO.		
SPEC. NO. 11028065-002		
CONSTR. CONTR. NO.		
N68711-02-0-8065-002		
NAVFAC DRAWING NO.		
8225711		
SHEET	OF	
<p>RECORD DRAWINGS INFORMATION PROVIDED BY GENERAL CONTRACTOR. PROFESSIONAL STAMP AND SIGNATURE ON DRAWING DOES NOT ATTEST TO THE ACCURACY OF THIS INFORMATION. ONLY THAT INFORMATION WAS TRANSFERRED TO ELECTRONIC FILE WITH REASONABLE CARE.</p>		
<p>THE CONTRACTOR SHALL BE RESPONSIBLE FOR COORDINATING THE WORK AMONG THE VARIOUS TRADES AS NECESSARY TO AVOID CONFLICTS AND TO INSURE THE INSTALLATION OF ALL WORK WITHIN THE AVAILABLE SPACE.</p>		
<p>CS-104</p>		



REV: DATE: 05/05/06



MATCH LINE - SEE SHT. CS-101

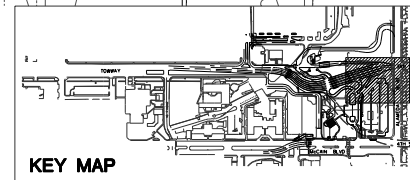
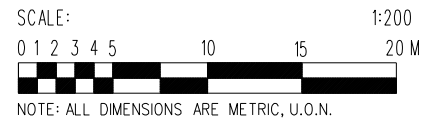
MPH 15
MPH 15
MPH 15

- NOTES:
- SEE DETAIL SHEET C-501 AND C-502 FOR ALL CALTRANS DETAILS.
 - SEE DETAIL SHEET C-510 FOR SIGNAGE DETAILS.

MATCH LINE - SEE SHT. CS-105

MATCH LINE - SEE SHT. CS-111

REVDATE: 05/05/06



RECORD DRAWINGS INFORMATION PROVIDED BY GENERAL CONTRACTOR. PROFESSIONAL STAMP AND SIGNATURE ON DRAWING DOES NOT ATTEST TO THE ACCURACY OF THIS INFORMATION. ONLY THAT INFORMATION WAS TRANSFERRED TO ELECTRONIC FILE WITH REASONABLE CARE.

THE CONTRACTOR SHALL BE RESPONSIBLE FOR COORDINATING THE WORK AMONG THE VARIOUS TRADES AS NECESSARY TO AVOID CONFLICTS AND TO INSURE THE INSTALLATION OF ALL WORK WITHIN THE AVAILABLE SPACE.

7-FIG. #	DATE	APPR.
AS-BUILT CONDITIONS SHOWN	DATE	DESCRIPTION
<p>R. A. Burch Construction Co., Inc. P.O. Box 1500 Ramona, CA 92065</p>		
<p>WILDMAN & MORRIS ARCHITECTS - ENGINEERS 801 MERRILL ST. SUITE 540 SAN FRANCISCO, CA 94105</p>		
SUBMITTED BY		
ACTIVITY - SATISFACTORY TO		
DATE APPROVED		
FOR EFD FOR COMMANDER NAVFAC		
DATE		
AVE	EFD	
DESIGN		
DRAWN		
REVIEW		
DC		
CHIEF ARCH/ENR		
PROJECT MANAGER		
FIRE PROTECTION		
BRANCH MANAGER		
DESIGN DIRECTOR		
<p>NAVAL FACILITIES ENGINEERING COMMAND CORONADO, CALIFORNIA</p>		
<p>DEPARTMENT OF THE NAVY SAN DIEGO NAFAC SOUTHWEST</p>		
<p>P759 BASE MAIN GATE AND ENTRANCE NAVAL AIR STATION, NORTH ISLAND</p>		
<p>STRIPING AND SIGNAGE PLAN</p>		
CODE NO.	DATE	SIZE
SCALE:		
EFD NO.		
STA. PROJ. NO.		
SPEC. NO. 11028065-002		
CONSTR. CONTR. NO.		
N68711-02-0-8065-002		
NAVFAC DRAWING NO.		
8225711		
SHEET	OF	
<p>CS-104</p>		