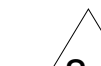

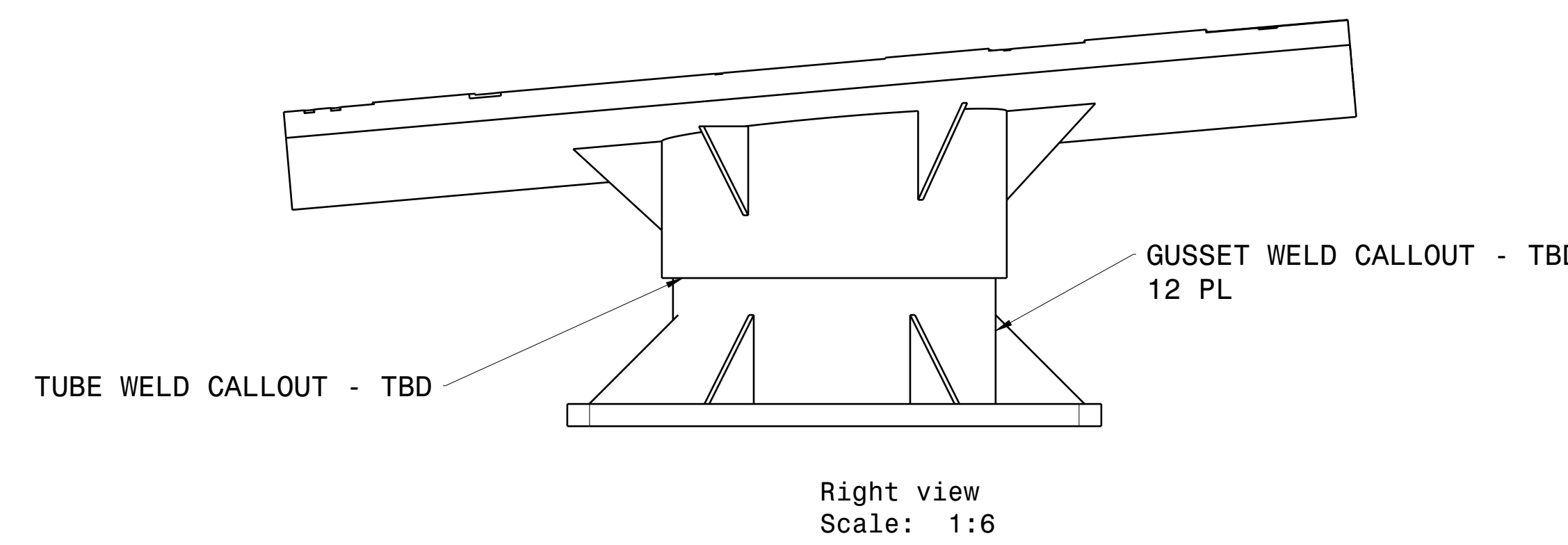
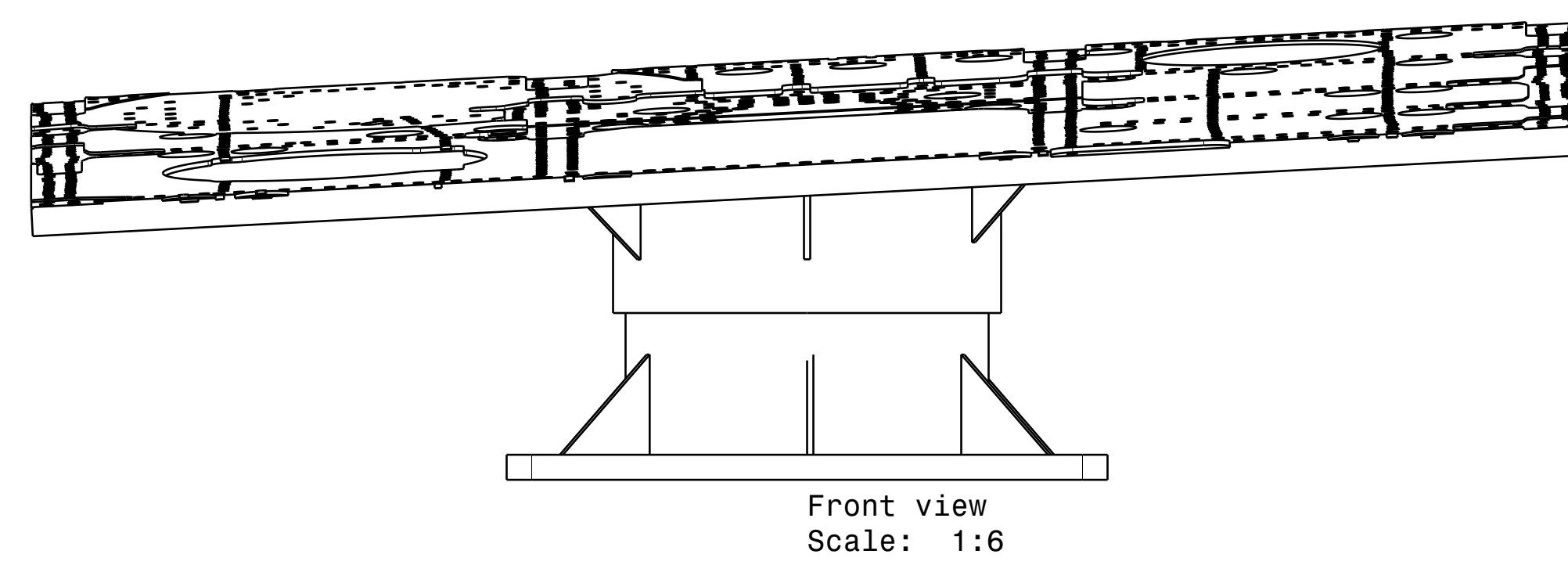


NOTES:

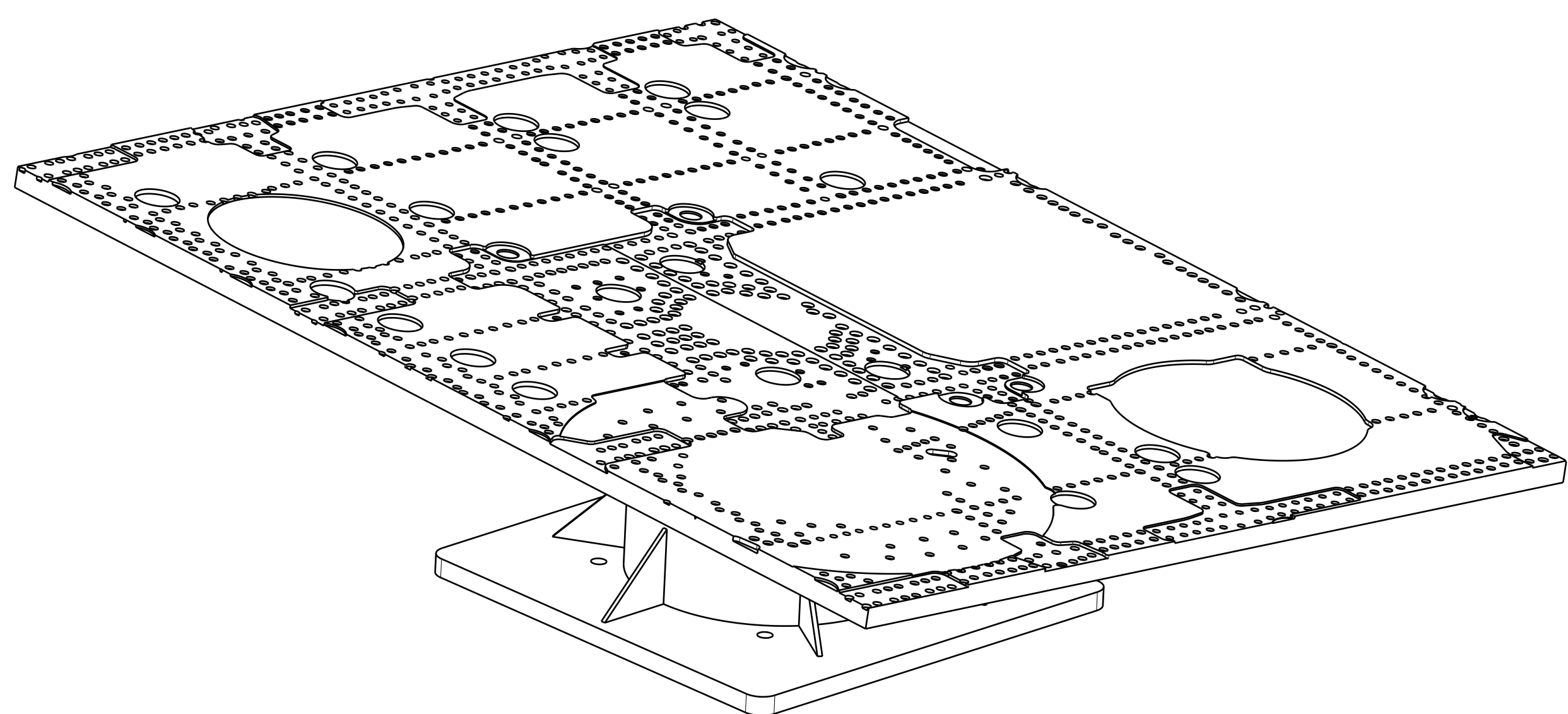
- THIS DRAWING WAS DEVELOPED TO THE FOLLOWING STANDARDS/SPECIFICATIONS:
ASME Y14.100-2017 ENGINEERING DRAWING PRACTICES
ASME Y14.5-2018 DIMENSIONING AND TOLERANCING
ASME Y14.41-2019 DIGITAL PRODUCT DEFINITION
MIL-STD-31000B TECHNICAL DATA PACKAGE
- PART GEOMETRY IS DEFINED BY SOLID MODEL 22E2946-2-.STP IN CONJUNCTION WITH THIS DRAWING. REFER TO SOLID MODEL FOR ANY DIMENSIONAL DATA THAT IS NOT SPECIFIED IN THE DRAWING SHEETS. UNLESS OTHERWISE SPECIFIED, A TOLERANCE OF +/- .010 INCHES APPLIES TO ALL DIMENSIONS THAT ORIGINATE FROM SOLID MODEL.
- CAD MAINTAINED. CHANGES SHALL BE INCORPORATED BY THE DESIGN ACTIVITY.
- PART MARKING SHALL BE IN ACCORDANCE WITH MIL-STD-130N-2012.
- UNLESS OTHERWISE SPECIFIED, ALL FEATURES OF THE PART ARE DEFINED TO NOMINAL CONDITIONS.
- PARTS SHALL BE PACKAGED AND PRESERVED IN ACCORDANCE WITH MIL-STD-2073.
- BREAK ALL SHARP EDGES.
-  SURFACE TREATMENT (EXCEPT WHERE NOTED OTHERWISE):
ONE COAT EPOXY PRIMER, MIL-PRF-23377, TYPE I, IAW MIL-STD-7179.
ONE COAT POLYURETHANE COATING, MIL-PRF-85285, TYPE IV, CLASS H,
COLOR NO. 16521 IAW MIL-STD-7179 AND FED-STD-595.
-  TORQUE NUTS TO 100 ±5 IN-LB.

REVISION HISTORY			
ZONE	REV	DESCRIPTION	APPROVED



22E2946-2 STATIC DISPLAY STAND ASSEMBLY

DRAFT DRAWING
DATED 08/15/2023



FIND NO.	NO REQ PER ASSY	CAGE	PART OR IDENTIFYING NO.	NOMENCLATURE OR DESCRIPTION	STOCK	MATERIAL	MATERIAL SPEC	FINISH
	250	80205	NAS1149C0432R	WASHER				
	125	80205	MS21044C4	NUT				
	125	80205	NAS6604-XX	BOLT				
	1	96916	22E2946-11	GUSSET	4.00 X 4.00 X .250	A36 STEEL PLATE	ASTM A36	
	1	96916	22E2946-10	GUSSET	4.00 X 4.00 X .250	A36 STEEL PLATE	ASTM A36	
	1	96916	22E2946-9	GUSSET	4.00 X 4.00 X .250	A36 STEEL PLATE	ASTM A36	
	1	96916	22E2946-8	GUSSET	4.00 X 4.00 X .250	A36 STEEL PLATE	ASTM A36	
	8	96916	22E2946-7	GUSSET	4.00 X 4.00 X .250	A36 STEEL PLATE	ASTM A36	
	1	96916	22E2946-6	UPPER PLATE	48.0 X 62.0 X 1.250	A36 STEEL PLATE	ASTM A36	
	1	96916	22E2946-5	UPPER TUBE	8.00 X 0.50 X 15.00	A36 STEEL TUBE	ASTM A36	
	1	96916	22E2946-4	LOWER PLATE	12.00 X 12.00 X 1.00	A36 STEEL PLATE	ASTM A36	
	1	96916	22E2946-3	LOWER TUBE	13.50 X 0.50 X 14.00	A36 STEEL TUBE	ASTM A36	
	- 1	96916	22E2946-2	ASSEMBLY, STATIC DISPLAY STAND				2
	-	96916	22E2946-1	INSTL, STATIC DISPLAY STAND				
	-2	-1						

PARTS LIST

UNLESS OTHERWISE SPECIFIED DIMENSIONS ARE IN INCHES TOLERANCES ON:

DECIMALS	FRACTIONS	ANGLES
.XX* - .03	1/16"	± 5'
.XXX* - .010		

NO. FINISH TABLE

1	MACHINE FINISH	125
2	SEE FLAG NOTE 8	
3		
4		
5		

THIRD ANGLE PROJECTION

DRAWN: []
CHECKED: []
ENGINEER: []
APPROVED: []
OSH: []
CONTR: []
CONTR NO: []

NAVAL AIR DEPOT
U.S. MARINE CORPS AIR STATION
CHERRY POINT, NC

TITLE
SH-60F STATIC DISPLAY STAND

SIZE: E
DATE: 96916
DWG NO: 22E2946
SCALE: NONE
REF: []
SHEET: 1 OF 1

REV	SH	REV STATUS
2	1	
1		